

Building Solutions

Honeywell



**One Honeywell Solution
for All of Your Fire Systems Needs**

Intelligent and Accurate Detection



Fire/CO

The Advanced Multi-Criteria Fire/CO Detector is a plug-in, addressable device that provides both fire and Carbon Monoxide (CO) detection. For fire, the detector combines four separate sensing elements in one unit (smoke, CO, infrared and heat) to sense multiple components of a fire. This approach has enhanced sensitivity to a real fire with heightened immunity to nuisance particulate. For CO, the detector's electrochemical sensing cell creates a separate signal for life safety CO detection. When used together with our addressable sounder base, you can replace as many as four separate devices for a cleaner and more efficient installation.



COPTIR

COPTIR senses smoke particulate from Carbon Monoxide (CO), thermal, photo, and infrared signatures simultaneously to determine the presence of a fire condition. Sensor readings are continually evaluated against one another, allowing the detector to operate normally with high immunity to nuisance conditions, while quickly responding to true alarm events.



ACCLIMATE

The Acclimate detector combines thermal and photoelectric technologies into a single device. It constantly monitors ambient heat and particulate conditions, adjusting sensitivity parameters and alarm thresholds automatically to maximize detection across a broad range of fire types.



FAAST™

Fire Alarm Aspiration Sensing Technology (FAAST) solutions provide early warning of an impending fire hazard. FAAST can buy time to investigate an alarm and initiate an appropriate response to prevent injury, property damage, or business disruption. With a wide sensitivity range and multi-level warnings, even minute levels of smoke can be detected before a fire has time to escalate. It is also possible to connect the unit to the building's Ethernet connection in order to provide access and monitoring from anywhere in the world.



ECLIPSE™

The Eclipse™ family is an innovative line of detection and notification devices, which boasts a completely digital, powerful and extremely fast protocol. Unmatched in the industry, this protocol is one of many unique features of the XLS3000 Fire Alarm System. Other benefits include:

- Intelligence “in the head” via distributed processing; digital protocol for speed, accuracy, and error detection; peer-to-peer device communication; and adaptable to existing wiring
- Integral Isolators such as loop reliability (short circuit protection, earth fault detection)
- Auto addressing; As-wired mapping - cable ‘tree’ structure; and providing Style 7 operation
- Electronic addressing features such as Unique Serial Number; device replacements can be found and automatically addressed; and eliminates dual addressing

Emergency Communications and Annunciation

Honeywell fire alarm control panels are paired with a variety of customized and effective visual, audible, and textual/DRMNS emergency notification products. These products ensure facility occupants are notified of emergencies and communicate action and direction for the proper response. This aids significantly in the proper accountability of personnel during potential evacuation.

First Responder

Honeywell's First Responder is a revolutionary touch screen graphical interface that simplifies emergency scene assessment from a building lobby. Emergency responders can immediately gather the information needed to accurately pinpoint the source of the fire and the rate at which it's spreading, enabling them to quickly locate and extinguish the fire.



Indoor/Outdoor Notification

SpectrAlert Advance is a visual/audible fire and non-fire emergency notification products line. SpectrAlert Advance line supports indoor and outdoor use, along with different lens colors for various emergency types.

- Plug-in design; bases wire separately
- Field-selectable candela settings on wall and ceiling units: 15, 15/75, 30, 75, 95, 110, 115, 145, 150, 177, 185
- Captive mounting screw
- Tamper resistance capability
- Automatic selection of 12-or-24 volt operation at 15 and 15/75 candela
- Shorting spring on mounting plate for continuity check before installation
- Outdoor wall and ceiling products rated from -40°F to 151°F



Indoor/Outdoor Horn/Strobe



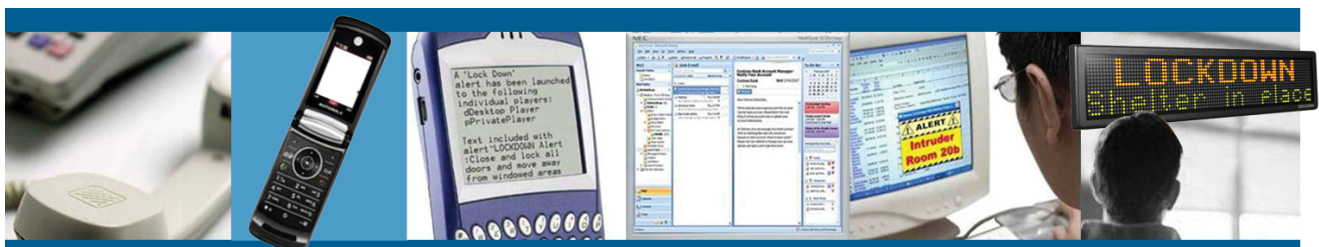
Giant Voice

The Whelen Emergency Communication warning system is an omni-directional voice and siren warning system, installed around an industrial facility to alert occupants and surrounding areas of emergency conditions.

- One to ten omni-directional speaker cells assembled in a vertical column
- Ten models, 109dBc to 129 dBc @ 100'
- All WPS2900 speaker cells include high efficiency 400 watt EZ-PULL™ speaker drivers
- Power amplifiers
- Tone generator

Textual/DRMNS Notification

Textual and Distributed Recipient Mass Notifications Systems (DRMNS) are a multi-faceted approach that utilizes an organization's existing IP network as the basis for an emergency notification and communications system. These systems also allow for specific user groups to be established so that targeted communications can be sent. In addition, they interface with the fire and gas system with relay or high-level interfaces.



Telephone

Cell Phone

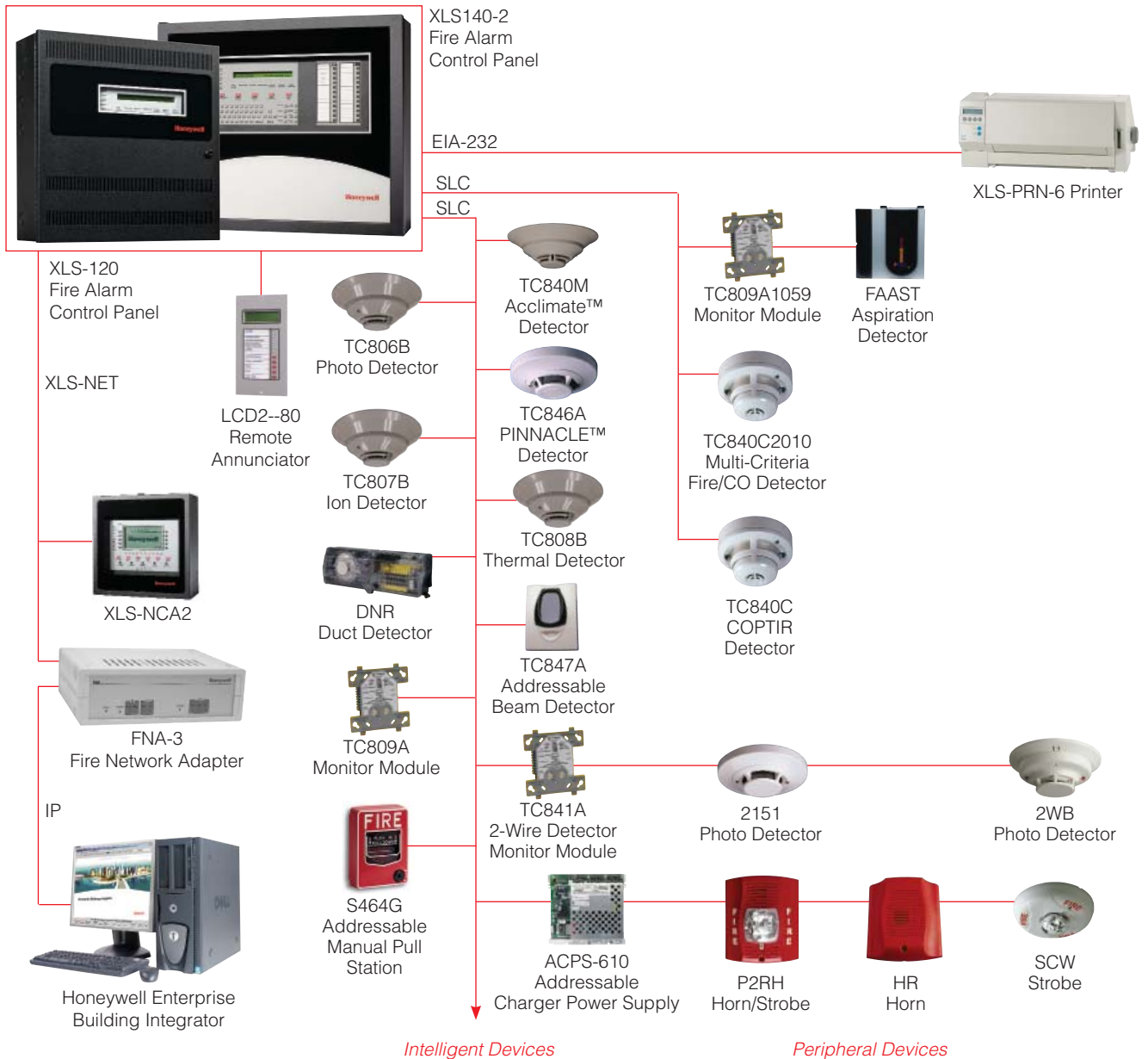
Text Messaging

Email

Desktops

LED Displays

XLS120 / XLS140-2 System



Intelligent 1 Loop


Fire Alarm Control Panel

- 318 FlashScan™ devices (159 detectors and 159 modules) per loop
- Expandable to 2 SLC loops (XLS140-2 only)
- Honeywell Enterprise Buildings Integrator (EBI) compatible
- UL 864, Ninth Edition listed
- Supports Honeywell CLIP and FlashScan™ addressable devices

- Complete intelligent system feature set with digital protocol, 9 levels of sensitivity, drift compensation and maintenance alert, and auto detector test
- 6.0 amp switch mode power supply with four Class A/B built-in NAC (Notification Appliance Circuits). Selectable System Sensor strobe synchronization
- Fully field programmable with 80-character display (includes QWERTY keypad) or offline with VeriFire Tools programming utility

- Supports Direct Connect to the XLS-DVC Digital Voice Command (XLS140-2 only)
- XLS-NET compatible up to 102 nodes for standard networking or 200 nodes for high speed networking
- Unique environment detection includes Pinnacle™ for clean environments, COPTIR for critical environments, and Acclimate™ – a multi sensor that adjusts sensitivity automatically
- Optional universal 2040-point DACT

XLS3000 System



Intelligent Devices

Peripheral Devices

Intelligent 1 to 10 Loop


Fire Alarm Control Panels

- Honeywell Enterprise Buildings Integrator (EBI) compatible
- UL 864, Ninth Edition listed
- 1-10 Signaling Line Circuits Style 4, 6 or 7
- Supports Honeywell CLIP, ECLIPSE, and FlashScan™ addressable devices
- Point Capacity: Up to 159 detectors (any mix of ion, photo, laser photo, thermal, or multisensor) and 159 modules (N.O. manual stations, two-wire smoke, notification, or relay) per SLC

- Honeywell SMART capable
- 250 Eclipse devices (125 detectors and 125 modules) per loop
- Large 640-character LCD backlit display (16 lines x 40 characters) or displayless (a node on a network)
- XLS-NET compatible (up to 102 nodes for standard networking or 200 nodes for high-speed networking)
- Application code is saved in FLASH memory, eliminating the need to change EPROMs
- Supports Direct Connect to the XLS-DVC Digital Voice Command

- Weekly Occupancy Schedules allow changing sensitivity by time of day and day of week
- Optional universal 2040-point DACT
- EIA-485 annunciators, including custom graphics
- Unique environment detection includes Pinnacle™ for clean environments, COPTIR for critical environments, and Acclimate™ – a multi sensor that adjusts sensitivity automatically
- FM6320 approved Gas Detection System with TC809C module and any FM approved gas detector

XLS-DVC Digital Voice Command



- Eight channels of audio messages and five channels of fire telephones over the digital audio loop
- Digital audio loop compatible with wire, single mode and multi-mode fiber
- Up to 32 minutes of digital audio message/tone storage
- Up to 1000 audio sequences
- Messages are created with standard .wav files
- Digital audio ports for direct connection with up to 32 digital amplifiers.
- Two auxiliary low level audio inputs
- Programmable via VeriFire Tools programming utility
- Honeywell Enterprise Buildings Integrator (EBI) compatible
- XLS-NET Compatible
- Can provide analog low level audio output for retrofit applications
- Allows for multiple command centers and expansion up to thousands of digital amplifiers
- Live paging over XLS-NET
- Isolated alarm bus input for fail safe degraded mode operation.
- History buffer for local event storage
- Delivers cost effective digital audio through traditional analog amplifiers
- Interface with giant voice system for outdoor applications

Panel Comparison

	XLS-120	XLS140-2	XLS3000
SLC Protocol Capability			
Maximum number of SLCs	1	2	10
Honeywell CLIP Capable	Yes	Yes	Yes
Honeywell FlashScan™ Capable	Yes	Yes	Yes
Honeywell Eclipse™ Capable	No	No	Yes
SLC Autoprogram	Yes	Yes	Yes
EBI & Networking Compatibility			
XLS-NET Compatible	Yes	Yes	Yes
Full EBI Integration	Yes	Yes	Yes
Audio Capability			
Standalone Audio w/Analog Amplifiers	No	Yes	Yes
Standalone Audio w/Digital Amplifiers	No	Yes	Yes
Networked Digital Audio Capable	No	Yes	Yes
Programming Options			
SMART™ Capable	No	No	Yes
Logic Zones	99	99	1000
Releasing Zones	10	10	10
Main Power Supply Battery Capacity	200 AH	200 AH	200 AH
Display Options			
80 Character	Yes	Yes	No
640 Character	No	Yes	Yes
Displayless	No	Yes	Yes
Remote LCD Annunciator	80 Char.	80 char.	640 char.
Regulatory Approvals			
UL 9th Edition	Yes	Yes	Yes
ULC	Yes	Yes	Yes
FM	Yes	Yes	Yes
MEA	Yes	Yes	Yes
CSFM	Yes	Yes	Yes
City of Chicago	No	No	Yes

SMART™

Properly maintaining a fire alarm system is critical to ensure that it will work when it is needed the most. The problem with the average fire alarm system is that it does little more than tell you when it has already been compromised. Only the Honeywell XLS3000 offers the patented (US 7,161,481 B2) System Maintenance Analysis Reporting Tool (SMART™), which provides an unparalleled amount of service and maintenance information to the owner. SMART™ is Honeywell technology to track the required installation, inspection, testing and maintenance frequencies of your Fire Alarm System. SMART™ is a software algorithm in XLS3000 that:

- Knows local (regional) testing requirements
- Verifies all system points are tested at installation
- Tracks periodic testing
- Reports devices that require testing and those coming due for service
- Verifies that changes to the system are tested, speeding recertification
- Alerts building owner when testing is required
- Independently verifies to the owner that service is being performed

SMART™ is Honeywell's way to deliver:

- Piece of Mind – for the Building Owner
 - That the fire alarm system is operating normally
 - That the service company is performing their work
 - That interruptions to the building activities are minimized
 - That their investment is being optimally protected
- Code Compliance for:
 - Fire Marshall
 - Building Inspector
 - On-site Safety Personnel

SMART™ is one of many key advantages of the Honeywell XLS3000 Fire Alarm System when used with its revolutionary Eclipse™ family of detectors and modules.

CURRENT POINTS								
Project Name : NEWOB								
Page: 1								
Report Generated on: 12/19/21								
Node	Loop	Device Type	Device Address	Object Label	Visual Inspection Due Date	Inspected Date	Functional Inspection Due Date	Inspected
2	1	ECLIPSE CONTROL	1	14002L01 CM001	12/19/2025		12/19/2025	
2	1	ECLIPSE CONTROL	2	14002L01 CM002	12/19/2025		12/19/2025	
2	1	ECLIPSE CONTROL	3	14002L01 CM003	12/19/2025		12/19/2025	
2	1	ECLIPSE CONTROL	4	14002L01 CM004	12/19/2025		12/19/2025	
2	1	ECLIPSE CONTROL	5	14002L01 CM005	12/19/2025		12/19/2025	
2	1	ECLIPSE PHOTO	1	14002L01 IC001	12/19/2025		12/19/2025	
2	1	ECLIPSE PHOTO	2	14002L01 IC002	12/19/2025		12/19/2025	
2	1	ECLIPSE PHOTO	3	14002L01 IC003	12/19/2025		12/19/2025	
2	1	ECLIPSE PHOTO	4	14002L01 IC004	12/19/2025		12/19/2025	
2	1	ECLIPSE PHOTO	5	14002L01 IC005	12/19/2025		12/19/2025	

More Information

For more information about
Honeywell Building Solutions, call
1-800-345-6770, ext. 603. Or e-mail
buildingsolutions@honeywell.com

Honeywell Building Solutions

Honeywell International Inc.
1985 Douglas Drive North
Golden Valley, MN 55422-3992
Tel: 1-800-345-6770, ext. 603
Outside North America:
+1-480-592-3248
www.honeywell.com

SL 53-2006-1
June 2012
Printed in U.S.A.
© 2012 Honeywell International Inc.

The Honeywell logo is displayed in a bold, red, sans-serif font.